

2019



ASBK.COM.AU f t i y

## Round 4 : Morgan Park Raceway : July 5 - 7

### YMF R3 CUP

#### Practice 3

Date: 05/07/19  
 Event: P15  
 Weather: Cloudy & windy - Temp: 15.8C  
 Track: Dry - Temp: 20.7C

Started at: 15:23:38  
 Laps: 20 Min  
 Starters: 28  
 Printed at: 15:51

### CLASSIFICATION

Pos	No	Name	Machine	Fastest Lap	On Lap	Behind Leader	Behind Prev	Top Speed
1	151	Locky TAYLOR (QLD) / Yamaha Aust. / YRD / Shark Leathers / RideDynamics / X-lite Helmets / LKI	Yamaha YZF-R3	1:24.236	6 of 10			155
2	308	John LYTRAS (QLD) / Caboolture Yamaha / Jekyl + Hyde / Sport Savvy Aust. / South Sydney Comm.	Yamaha YZF-R3	1:24.276	6 of 11	.040	.040	156
3	11	Brandon DEMMERY (NSW) / Rustic Flooring / Sure Fire Security Group / Yamaha / YRD	Yamaha YZF-R3	1:24.568	8 of 14	.332	.292	157
4	43	Harry KHOURI (NSW) / Excite M-sports / Shark Leathers / Motonational Access. / NSW Helicopters	Yamaha YZF-R3	1:24.825	4 of 13	.589	.257	158
5	29	Harrison VOIGHT (QLD) / Voight Contracting / Waltec Motorsport	Yamaha YZF-R3	1:25.042	5 of 13	.806	.217	159
6	27	Max STAUFFER (NSW) / YRD / Yamaha / Chris Watson M-cycles / QEA / Shark Leathers / Rock Oil	Yamaha YZF-R3	1:25.235	6 of 14	.999	.193	156
7	20	Hunter FORD (NSW) / Yamaha / YRD / Held Aus / Schubert Aus / SpeedAngle Aust. / Sportcycles	Yamaha YZF-R3	1:25.258	7 of 9	1.022	.023	162
8	42	Kyle O'CONNELL (QLD) / Rustic Flooring / Sure Fire Security Group / YRD / Yamaha	Yamaha YZF-R3	1:25.491	10 of 12	1.255	.233	156
9	25	Luke JHONSTON (NSW) / Motul / Davis Bikeworx / Benweld / Moto Garage	Yamaha YZF-R3	1:25.634	11 of 14	1.398	.143	160
10	87	Zac LEVY (QLD) / Puma RV's / YRD / Hannay Lawyers / Race Art Australia / Bean Industries	Yamaha YZF-R3	1:25.769	8 of 9	1.533	.135	155
11	72	Ben BAKER (NSW) / Jekyl & Hyde	Yamaha YZF-R3	1:26.194	9 of 13	1.958	.425	156
12	74	Jacob ROULSTONE (NSW) / SSS Motorcycles / Held Australia / Schuberth Helmets / MotoCity W'gong	Yamaha YZF-R3	1:26.373	3 of 11	2.137	.179	157
13	31	Travis HALL (QLD) / Stitch Smith / Ricondi / Cooloola Panel & Paint / XXX Rated Suspension	Yamaha YZF-R3	1:26.500	12 of 13	2.264	.127	153
14	47	Zylas BUNTING (NSW) / Shark Leathers / Barnetts Bakery / Link International / Redpoint Cols M-cycles	Yamaha YZF-R3	1:27.085	3 of 14	2.849	.585	152
15	58	Mitch KUHNE (QLD) / Shark Leathers / Phresh Ink / Nolan Helmets / Liqui Moly / Moto Products	Yamaha YZF-R3	1:27.099	10 of 13	2.863	.014	157
16	864	Tristan ADAMSON (QLD) / SSS / Toprider / Frigo Adamson Legal Group / Stor-it-Ballararat / Vissla	Yamaha YZF-R3	1:28.260	7 of 13	4.024	1.161	153
17	12	John BLENKIN (NSW)	Yamaha YZF-R3	1:28.379	7 of 9	4.143	.119	147
18	292	Ryan SMITH (NSW) / DK Heavy Plant Services / Elite Air & Electrical / Port Tune Performance	Yamaha YZF-R3	1:28.653	5 of 12	4.417	.274	154
19	121	Reece OUGHTRED (VIC) / Carl Cox M-sport / De Menna Cranes / Chandler	Yamaha YZF-R3	1:29.048	5 of 8	4.812	.395	156


*Scott Lang*  
 Chief Timekeeper - Scott Lang

*Tom Williams*  
 Clerk of Course - Tom Williams



[www.computime.com.au](http://www.computime.com.au)

COMPUTIME RACE TIMING SYSTEMS PTY LTD



2019



ASBK.COM.AU f t i y

# Round 4 : Morgan Park Raceway : July 5 - 7

## YMF R3 CUP

### Practice 3

Date: 05/07/19  
Event: P15  
Weather: Cloudy & windy - Temp: 15.8C  
Track: Dry - Temp: 20.7C

Started at: 15:23:38  
Laps: 20 Min  
Starters: 28  
Printed at: 15:51

### CLASSIFICATION

Pos	No	Name	Machine	Fastest Lap	On Lap	Behind Leader	Behind Prev	Top Speed
20	23	Josh HALL (QLD) / Stichsmith / Ricondi / Cooloola Panel & Paint / XXX Rated Susp. / M-cycles 'R Us	Yamaha YZF-R3	1:29.575	6 of 12	5.339	.527	151
21	30	Stephany KAPILAWI-JAMES (QLD) / Northstar Yamaha / Big Knobs Crash Slider / HJC / Sidi	Yamaha YZF-R3	1:29.839	10 of 11	5.603	.264	155
22	110	Zak PETTENDY (NSW) / Bikesales.com.au	Yamaha YZF-R3	1:29.932	7 of 10	5.696	.093	151
23	444	Ryan MOSCARDINI (QLD) / NQ Flooring / Fast Bike Tyres / Forma Boots / Suncity Yamaha / DM Welding	Yamaha YZF-R3	1:30.210	9 of 10	5.974	.278	150
24	17	Hunter DIPLOCK (NSW) / Maitland Motorcycles / Diplock Racing	Yamaha YZF-R3	1:32.080	10 of 13	7.844	1.870	152
25	40	Jeremy CZMOK (VIC) / Dindins Pet Food	Yamaha YZF-R3	1:32.631	10 of 12	8.395	.551	148
26	14	Sarah FAIRBROTHER (QLD) / The Motorcycle Sportsmen of Qld	Yamaha YZF-R3	1:32.689	3 of 11	8.453	.058	149
27	91	Josh ANDREWS (NSW)	Yamaha YZF-R3	1:34.670	1 of 2	10.434	1.981	143
28	46	Lachlan O'BRIEN (NT) / Territory 3 Racing / Airoh Helmets / TERRA / Motorsports NT	Yamaha YZF-R3	1:34.995	3 of 7	10.759	.325	145

Current best lap for R3 class - 1:23.768 by Locky TAYLOR (QLD) on a Yamaha YZF-R3 set on 18/08/18

*Scott Lang*  
Chief Timekeeper - Scott Lang

*Tom Williams*  
Clerk of Course - Tom Williams



www.computime.com.au  
COMPUTIME RACE TIMING SYSTEMS PTY LTD

2019



ASBK.COM.AU f t i y

# Round 4 : Morgan Park Raceway : July 5 - 7

## YMF R3 CUP

### Practice 3

Date: 05/07/19  
 Event: P15  
 Weather: Cloudy & windy - Temp: 15.8C  
 Track: Dry - Temp: 20.7C

Started at: 15:23:38  
 Laps: 20 Min  
 Starters: 28  
 Printed at: 15:51

### LAP TIMES

No	Name	Lap 1	Lap 2	Lap 3	Lap 4	Lap 5	Lap 6	Lap 7	Lap 8	Lap 9	Lap 10	Lap 11	Lap 12	Lap 13	Lap 14
11	Brandon DEMMERY (NSW)	1:27.567	1:26.266	1:24.959	1:25.736	1:25.476	1:24.785	1:25.014	<b>1:24.568</b>	1:34.770	1:25.352	1:24.744	1:29.173	1:34.814	2:24.003
12	John BLENKIN (NSW)	1:30.122	1:28.393	1:29.309	1:30.358	1:28.404	1:32.250	<b>1:28.379</b>	1:30.759	1:50.121					
14	Sarah FAIRBROTHER (QLD)	1:59.336	2:09.015	<b>1:32.689</b>	1:32.880	1:33.211	1:33.098	1:33.597	1:33.786	1:33.623	1:33.481	2:02.089			
17	Hunter DIPLOCK (NSW)	1:35.560	1:34.050	1:34.964	1:34.605	1:33.620	1:34.685	1:34.168	1:33.839	1:33.380	<b>1:32.080</b>	1:32.755	1:32.701	2:12.188	
20	Hunter FORD (NSW)	1:25.497	1:25.703	1:25.460	1:25.373	1:25.878	1:25.877	<b>1:25.258</b>	1:26.098	2:03.271					
23	Josh HALL (QLD)	1:30.096	1:30.067	1:31.137	1:30.826	1:29.768	<b>1:29.575</b>	1:30.217	1:30.889	1:36.616	1:31.921	1:32.348	2:07.389		
25	Luke JHONSTON (NSW)	1:25.768	1:25.916	1:25.683	1:26.156	1:26.312	1:27.066	1:25.650	1:25.764	1:25.822	1:26.195	<b>1:25.634</b>	1:25.664	1:25.755	2:11.219
27	Max STAUFFER (NSW)	1:26.025	1:25.629	1:26.531	1:28.656	1:25.537	<b>1:25.235</b>	1:30.012	1:25.350	1:25.310	1:26.178	1:25.265	1:25.536	1:28.023	2:04.618
29	Harrison VOIGHT (QLD)	1:25.795	1:25.625	1:25.622	1:25.912	<b>1:25.042</b>	1:26.282	1:25.384	1:31.653	1:41.471	1:25.512	2:09.585	1:54.416	2:23.087	
30	Stephany KAPILAWI-JAMES (QLD)	1:31.103	1:31.122	1:30.562	1:30.674	1:30.339	1:30.685	1:29.864	1:29.938	1:30.176	<b>1:29.839</b>	2:33.137			
31	Travis HALL (QLD)	1:28.510	1:29.062	1:28.333	1:27.197	1:26.731	1:26.844	1:26.508	1:28.333	1:47.107	1:59.902	1:27.775	<b>1:26.500</b>	2:15.078	
40	Jeremy CZMOK (VIC)	1:35.698	1:34.845	1:36.129	1:33.404	1:33.718	1:33.891	1:34.117	1:33.496	1:33.762	<b>1:32.631</b>	1:33.104	1:54.307		
42	Kyle O'CONNELL (QLD)	1:28.165	1:28.001	1:26.175	1:26.215	1:26.581	1:26.210	1:26.221	1:25.813	1:25.885	<b>1:25.491</b>	1:25.905	1:45.383		
43	Harry KHOURI (NSW)	1:25.881	1:25.396	1:25.793	<b>1:24.825</b>	1:24.982	2:31.387	1:51.872	1:24.957	1:25.086	1:26.309	1:25.272	1:25.232	2:01.993	
46	Lachlan O'BRIEN (NT)	1:36.696	1:36.397	<b>1:34.995</b>	1:36.055	1:36.478	1:35.898	1:55.159							
47	Zylas BUNTING (NSW)	1:27.509	1:27.432	<b>1:27.085</b>	1:27.269	1:27.442	1:27.171	1:32.636	1:27.743	1:28.113	1:28.001	1:28.174	1:28.388	1:28.735	2:20.271
58	Mitch KUHNE (QLD)	1:28.695	1:28.803	1:27.494	1:27.710	1:27.992	1:27.241	1:27.866	1:27.273	1:42.917	<b>1:27.099</b>	1:56.933	1:48.190	2:06.294	
72	Ben BAKER (NSW)	1:30.274	1:28.476	1:26.914	1:27.354	1:26.989	1:26.717	1:26.990	1:26.688	<b>1:26.194</b>	1:26.728	2:40.928	1:54.894	2:12.508	
74	Jacob ROULSTONE (NSW)	1:27.391	1:26.929	<b>1:26.373</b>	1:27.039	1:26.842	1:26.944	1:26.553	1:26.622	1:26.718	1:33.017	1:31.424			
87	Zac LEVY (QLD)	1:29.243	1:27.824	1:27.916	1:26.913	1:26.512	1:26.102	1:26.257	<b>1:25.769</b>	4:18.038					
91	Josh ANDREWS (NSW)	<b>1:34.670</b>	1:36.169												
110	Zak PETTENDY (NSW)	1:31.866	1:30.796	2:15.588	2:07.765	1:32.053	1:30.515	<b>1:29.932</b>	1:30.588	1:30.415	4:48.041				
121	Reece OUGHTRED (VIC)	1:31.525	1:30.474	1:30.484	1:29.915	<b>1:29.048</b>	1:31.448	1:30.081	1:52.762						
151	Locky TAYLOR (QLD)	1:27.048	1:25.794	1:25.903	1:27.088	1:24.994	<b>1:24.236</b>	2:59.329	2:10.562	1:31.127	3:53.316				
292	Ryan SMITH (NSW)	1:29.637	1:29.869	1:30.124	1:29.488	<b>1:28.653</b>	1:35.077	1:31.490	1:29.247	1:29.467	1:28.848	1:29.201	3:00.476		
308	John LYTRAS (QLD)	1:25.210	1:25.052	1:24.817	1:24.815	1:24.936	<b>1:24.276</b>	1:24.773	1:26.136	1:26.800	1:24.501	3:18.994			
444	Ryan MOSCARDINI (QLD)	1:40.227	1:31.851	1:32.256	1:34.310	1:30.787	1:30.874	1:30.371	1:30.732	<b>1:30.210</b>	2:48.559				
864	Tristan ADAMSON (QLD)	1:30.101	1:29.210	1:29.531	1:28.812	1:29.041	1:28.522	<b>1:28.260</b>	1:46.874	1:29.749	1:28.606	1:28.342	1:28.674	3:16.610	

*Scott Lang*  
 Chief Timekeeper - Scott Lang

*Tom Williams*  
 Clerk of Course - Tom Williams



2019



ASBK.COM.AU f t i y

Round 4 : Morgan Park Raceway : July 5 - 7

YMF R3 CUP

Practice 3

Date: 05/07/19  
 Event: P15  
 Weather: Cloudy & windy - Temp: 15.8C  
 Track: Dry - Temp: 20.7C

Started at: 15:23:38  
 Laps: 20 Min  
 Starters: 28  
 Printed at: 15:51

SPLIT TIMES

Lap	Split 1	Split 2	Split 3	Lap Time	Spd	Lap	Split 1	Split 2	Split 3	Lap Time	Spd
<b>11 Brandon DEMMERY (NSW) (3rd)</b>						11	31.888	32.417	29.176	1:33.481	144
1	40.751	31.243	27.503	1:39.497		12	32.431	32.821	56.837	2:02.089 P	144
2	30.106	30.362	27.099	1:27.567	152	<b>17 Hunter DIPLOCK (NSW) (24th)</b>					
3	30.328	29.894	26.044	1:26.266	149	1	43.144	33.013	29.096	1:45.253	
4	29.005	29.780	26.174	1:24.959	157	2	33.856	32.253	29.451	1:35.560	149
5	29.759	29.847	26.130	1:25.736	155	3	32.633	32.339	29.078	1:34.050	149
6	29.457	29.863	26.156	1:25.476	155	4	32.910	32.587	29.467	1:34.964	145
7	29.098	29.756	25.931	1:24.785	156	5	32.810	32.293	29.502	1:34.605	145
8	29.286	<b>29.662</b>	26.066	1:25.014	155	6	32.512	32.474	<b>28.634</b>	1:33.620	146
9	<b>28.895</b>	29.704	25.969	<b>1:24.568</b>	156	7	32.138	33.502	29.045	1:34.685	147
10	33.551	34.258	26.961	1:34.770	156	8	32.403	32.116	29.649	1:34.168	149
11	29.306	29.930	26.116	1:25.352	155	9	33.291	<b>31.491</b>	29.057	1:33.839	152
12	29.140	29.765	<b>25.839</b>	1:24.744	154	10	32.015	32.170	29.195	1:33.380	146
13	32.012	30.109	27.052	1:29.173	156	11	<b>31.600</b>	31.673	28.807	<b>1:32.080</b>	148
14	32.983	33.920	27.911	1:34.814	152	12	31.924	31.842	28.989	1:32.755	148
15				2:24.003 P		13	31.778	32.130	28.793	1:32.701	148
<b>12 John BLENKIN (NSW) (17th)</b>						14				2:12.188 P	
1	1:18.195	33.290	28.012	2:19.497		<b>20 Hunter FORD (NSW) (7th)</b>					
2	31.012	31.286	27.824	1:30.122	145	1	8:06.203	29.983	26.492	9:02.678	
3	30.374	30.803	<b>27.216</b>	1:28.393	145	2	29.239	29.886	26.372	1:25.497	155
4	30.455	31.277	27.577	1:29.309	145	3	29.315	29.774	26.614	1:25.703	156
5	30.491	31.216	28.651	1:30.358	145	4	29.429	<b>29.657</b>	26.374	1:25.460	156
6	30.111	30.985	27.308	1:28.404	146	5	<b>29.164</b>	29.857	26.352	1:25.373	157
7	33.049	31.526	27.675	1:32.250	147	6	29.393	29.945	26.540	1:25.878	162
8	<b>30.011</b>	<b>30.584</b>	27.784	<b>1:28.379</b>	145	7	29.602	29.959	26.316	1:25.877	154
9	32.357	30.913	27.489	1:30.759	144	8	29.308	29.803	<b>26.147</b>	<b>1:25.258</b>	156
10	31.024	31.714	47.383	1:50.121 P	144	9	29.501	30.204	26.393	1:26.098	157
<b>14 Sarah FAIRBROTHER (QLD) (26th)</b>						10				2:03.271 P	
1	43.295	33.052	29.248	1:45.595		<b>23 Josh HALL (QLD) (20th)</b>					
2	33.970	32.269	53.097	1:59.336 P	149	1	58.703	32.212	27.961	1:58.876	
3	1:07.943	32.560	28.512	2:09.015		2	31.039	31.207	27.850	1:30.096	150
4	32.141	<b>31.847</b>	28.701	<b>1:32.689</b>	145	3	31.118	31.047	27.902	1:30.067	149
5	32.185	31.952	28.743	1:32.880	147	4	31.214	31.550	28.373	1:31.137	151
6	<b>31.680</b>	32.587	28.944	1:33.211	147	5	31.656	31.088	28.082	1:30.826	150
7	32.088	32.297	28.713	1:33.098	145	6	31.009	31.047	<b>27.712</b>	1:29.768	150
8	32.272	32.224	29.101	1:33.597	145	7	<b>30.809</b>	<b>30.957</b>	27.809	<b>1:29.575</b>	149
9	32.020	32.533	29.233	1:33.786	147	8	30.894	30.970	28.353	1:30.217	149
10	32.793	32.387	<b>28.443</b>	1:33.623	145						

*Scott Lang*  
 Chief Timekeeper - Scott Lang

*Tom Williams*  
 Clerk of Course - Tom Williams



2019



ASBK.COM.AU f t i y

**Round 4 : Morgan Park Raceway : July 5 - 7**

**YMF R3 CUP**

**Practice 3**

Date: 05/07/19  
 Event: P15  
 Weather: Cloudy & windy - Temp: 15.8C  
 Track: Dry - Temp: 20.7C

Started at: 15:23:38  
 Laps: 20 Min  
 Starters: 28  
 Printed at: 15:51

**SPLIT TIMES**

Lap	Split 1	Split 2	Split 3	Lap Time	Spd	Lap	Split 1	Split 2	Split 3	Lap Time	Spd
9	31.771	31.271	27.847	1:30.889	149	<b>29 Harrison VOIGHT (QLD) (5th)</b>					
10	33.046	35.468	28.102	1:36.616	149	1	36.194	30.639	27.450	1:34.283	
11	32.010	31.671	28.240	1:31.921	149	2	29.499	29.823	26.473	1:25.795	154
12	31.889	32.166	28.293	1:32.348	147	3	29.045	29.895	26.685	1:25.625	155
13	31.148	31.628	1:04.613	2:07.389 P	148	4	29.197	30.081	<b>26.344</b>	1:25.622	154
<b>25 Luke JHONSTON (NSW) (9th)</b>						5	29.299	29.973	26.640	1:25.912	155
1	33.963	29.980	26.713	1:30.656		6	28.956	29.738	26.348	<b>1:25.042</b>	156
2	29.406	29.784	26.578	1:25.768	155	7	29.728	30.097	26.457	1:26.282	159
3	29.490	29.881	26.545	1:25.916	155	8	29.060	29.824	26.500	1:25.384	155
4	29.518	29.815	<b>26.350</b>	1:25.683	155	9	<b>28.866</b>	31.617	31.170	1:31.653	155
5	29.707	29.805	26.644	1:26.156	160	10	29.356	43.725	28.390	1:41.471	153
6	29.532	29.930	26.850	1:26.312	154	11	29.271	<b>29.731</b>	26.510	1:25.512	154
7	30.233	29.940	26.893	1:27.066	154	12	30.538	31.402	1:07.645	2:09.585 P	155
8	29.230	29.813	26.607	1:25.650	157	13	55.748	30.133	28.535	1:54.416	
9	29.476	29.697	26.591	1:25.764	153	14				2:23.087 P	
10	29.394	29.768	26.660	1:25.822	154	<b>30 Stephany KAPILAWI-JAMES (QLD) (21th)</b>					
11	29.387	30.121	26.687	1:26.195	153	1	40.236	32.235	28.550	1:41.021	
12	29.347	<b>29.640</b>	26.647	<b>1:25.634</b>	154	2	31.383	30.987	28.733	1:31.103	152
13	<b>29.190</b>	29.765	26.709	1:25.664	153	3	31.879	31.261	27.982	1:31.122	149
14	29.440	29.745	26.570	1:25.755	152	4	31.058	31.429	28.075	1:30.562	155
15				2:11.219 P		5	31.276	31.057	28.341	1:30.674	150
<b>27 Max STAUFFER (NSW) (6th)</b>						6	31.353	31.039	27.947	1:30.339	150
1	33.025	30.085	26.560	1:29.670		7	31.451	31.091	28.143	1:30.685	150
2	29.522	29.971	26.532	1:26.025	155	8	30.887	<b>30.979</b>	27.998	1:29.864	150
3	29.410	29.862	26.357	1:25.629	153	9	<b>30.772</b>	31.247	<b>27.919</b>	1:29.938	152
4	30.013	30.119	26.399	1:26.531	154	10	30.905	31.111	28.160	1:30.176	152
5	30.880	31.138	26.638	1:28.656	154	11	30.799	31.077	27.963	<b>1:29.839</b>	151
6	29.213	29.772	26.552	1:25.537	154	12	31.209	31.013	1:30.915	2:33.137 P	149
7	29.127	<b>29.537</b>	26.571	<b>1:25.235</b>	155	<b>31 Travis HALL (QLD) (13th)</b>					
8	31.275	32.225	26.512	1:30.012	154	1	56.633	33.608	27.684	1:57.925	
9	29.167	29.710	26.473	1:25.350	155	2	30.373	30.613	27.524	1:28.510	148
10	29.154	29.765	26.391	1:25.310	155	3	30.828	30.462	27.772	1:29.062	149
11	<b>29.074</b>	29.783	27.321	1:26.178	155	4	31.167	30.653	26.513	1:28.333	150
12	29.268	29.674	26.323	1:25.265	150	5	29.932	30.412	26.853	1:27.197	148
13	29.334	29.929	<b>26.273</b>	1:25.536	154	6	29.758	30.346	26.627	1:26.731	149
14	30.603	30.524	26.896	1:28.023	156	7	29.776	<b>30.187</b>	26.881	1:26.844	150
15				2:04.618 P		8	<b>29.529</b>	30.496	<b>26.483</b>	1:26.508	149
						9	29.564	31.153	27.616	1:28.333	151

*Scott Lang*  
 Chief Timekeeper - Scott Lang

*Tom Williams*  
 Clerk of Course - Tom Williams



2019



ASBK.COM.AU f t i y

**Round 4 : Morgan Park Raceway : July 5 - 7**

**YMF R3 CUP**

**Practice 3**

Date: 05/07/19  
 Event: P15  
 Weather: Cloudy & windy - Temp: 15.8C  
 Track: Dry - Temp: 20.7C

Started at: 15:23:38  
 Laps: 20 Min  
 Starters: 28  
 Printed at: 15:51

**SPLIT TIMES**

Lap	Split 1	Split 2	Split 3	Lap Time	Spd	Lap	Split 1	Split 2	Split 3	Lap Time	Spd
10	30.536	30.393	46.178	1:47.107 P	152	4	29.026	30.397	26.370	1:25.793	155
11	1:01.715	31.564	26.623	1:59.902		5	29.040	29.749	<b>26.036</b>	<b>1:24.825</b>	155
12	30.537	30.575	26.663	1:27.775	153	6	28.986	29.810	26.186	1:24.982	158
13	29.619	30.289	26.592	<b>1:26.500</b>	150	7	29.924	29.745	1:31.718	2:31.387 P	158
14				2:15.078 P		8	55.448	30.047	26.377	1:51.872	
						9	29.005	29.894	26.058	1:24.957	154
<b>40 Jeremy CZMOK (VIC) (25th)</b>						10	29.008	29.944	26.134	1:25.086	155
1	41.264	33.753	29.970	1:44.987		11	29.068	<b>29.694</b>	27.547	1:26.309	155
2	32.940	32.767	29.991	1:35.698	143	12	29.239	29.735	26.298	1:25.272	149
3	32.581	32.682	29.582	1:34.845	142	13	<b>28.880</b>	29.913	26.439	1:25.232	154
4	34.165	32.737	29.227	1:36.129	145	14				2:01.993 P	
5	31.968	32.397	29.039	1:33.404	145						
6	32.152	32.609	28.957	1:33.718	148	<b>46 Lachlan O'BRIEN (NT) (28th)</b>					
7	32.213	32.464	29.214	1:33.891	145	1	40.435	33.704	30.768	1:44.907	
8	32.142	32.383	29.592	1:34.117	143	2	33.843	32.795	30.058	1:36.696	142
9	32.624	<b>31.795</b>	29.077	1:33.496	147	3	33.617	32.941	29.839	1:36.397	144
10	32.328	32.139	29.295	1:33.762	144	4	<b>32.959</b>	<b>32.589</b>	<b>29.447</b>	<b>1:34.995</b>	143
11	31.940	32.006	<b>28.685</b>	<b>1:32.631</b>	144	5	33.048	32.844	30.163	1:36.055	145
12	<b>31.927</b>	32.117	29.060	1:33.104	148	6	33.548	33.001	29.929	1:36.478	143
13	32.100	32.318	49.889	1:54.307 P	146	7	33.350	32.780	29.768	1:35.898	143
						8	33.892	32.767	48.500	1:55.159 P	143
<b>42 Kyle O'CONNELL (QLD) (8th)</b>						<b>47 Zylas BUNTING (NSW) (14th)</b>					
1	40.895	31.270	27.336	1:39.501		1	34.333	30.704	26.874	1:31.911	
2	30.705	30.475	26.985	1:28.165	150	2	30.077	30.450	26.982	1:27.509	152
3	30.432	30.842	26.727	1:28.001	156	3	29.957	30.593	26.882	1:27.432	150
4	<b>29.292</b>	30.440	26.443	1:26.175	151	4	<b>29.536</b>	30.686	26.863	<b>1:27.085</b>	149
5	29.583	30.132	26.500	1:26.215	151	5	29.955	30.597	<b>26.717</b>	1:27.269	149
6	29.839	30.193	26.549	1:26.581	152	6	29.871	30.626	26.945	1:27.442	148
7	29.614	30.284	26.312	1:26.210	151	7	30.035	<b>30.334</b>	26.802	1:27.171	149
8	29.550	30.182	26.489	1:26.221	150	8	29.649	35.491	27.496	1:32.636	150
9	29.300	30.279	26.234	1:25.813	150	9	29.774	30.733	27.236	1:27.743	147
10	29.395	30.373	26.117	1:25.885	151	10	29.996	31.051	27.066	1:28.113	147
11	29.419	<b>30.122</b>	<b>25.950</b>	<b>1:25.491</b>	156	11	30.131	30.978	26.892	1:28.001	147
12	29.638	30.139	26.128	1:25.905	154	12	30.118	30.840	27.216	1:28.174	147
13	29.595	30.627	45.161	1:45.383 P	151	13	30.190	30.845	27.353	1:28.388	146
<b>43 Harry KHOURI (NSW) (4th)</b>						14	30.064	30.850	27.821	1:28.735	146
1	41.364	30.881	27.333	1:39.578		15				2:20.271 P	
2	29.309	30.147	26.425	1:25.881	157						
3	29.271	29.952	26.173	1:25.396	152	<b>58 Mitch KUHNE (QLD) (15th)</b>					

*Scott Lang*  
 Chief Timekeeper - Scott Lang

*Tom Williams*  
 Clerk of Course - Tom Williams



2019



ASBK.COM.AU f t i y

**Round 4 : Morgan Park Raceway : July 5 - 7**

**YMF R3 CUP**

**Practice 3**

Date: 05/07/19  
 Event: P15  
 Weather: Cloudy & windy - Temp: 15.8C  
 Track: Dry - Temp: 20.7C

Started at: 15:23:38  
 Laps: 20 Min  
 Starters: 28  
 Printed at: 15:51

**SPLIT TIMES**

Lap	Split 1	Split 2	Split 3	Lap Time	Spd	Lap	Split 1	Split 2	Split 3	Lap Time	Spd
1	39.904	30.975	27.833	1:38.712		9	29.514	30.039	27.069	1:26.622	157
2	30.449	30.931	27.315	1:28.695	153	10	<b>29.487</b>	30.149	27.082	1:26.718	154
3	30.559	30.843	27.401	1:28.803	155	11	32.600	33.260	27.157	1:33.017	152
4	29.841	30.487	27.166	1:27.494	153	12	34.530	30.034	26.860	1:31.424	151
5	30.237	30.516	26.957	1:27.710	157						
6	30.155	30.628	27.209	1:27.992	154	<b>87 Zac LEVY (QLD) (10th)</b>					
7	29.866	30.356	27.019	1:27.241	154	1	44.940	31.515	28.407	1:44.862	
8	29.917	30.920	27.029	1:27.866	152	2	30.949	30.718	27.576	1:29.243	148
9	29.821	30.605	<b>26.847</b>	1:27.273	153	3	30.218	30.536	27.070	1:27.824	151
10	32.536	38.099	32.282	1:42.917	154	4	30.972	30.163	26.781	1:27.916	153
11	<b>29.705</b>	30.492	26.902	<b>1:27.099</b>	151	5	29.810	30.152	26.951	1:26.913	153
12	29.905	38.741	48.287	1:56.933 P	150	6	29.977	30.038	26.497	1:26.512	151
13	49.492	<b>30.289</b>	28.409	1:48.190		7	29.603	30.011	<b>26.488</b>	1:26.102	155
14				2:06.294 P		8	<b>29.500</b>	29.918	26.839	1:26.257	153
						9	29.515	<b>29.754</b>	26.500	<b>1:25.769</b>	153
<b>72 Ben BAKER (NSW) (11th)</b>						10	31.337	32.179	3:14.522	4:18.038 P	154
1	37.357	32.231	28.410	1:37.998		<b>91 Josh ANDREWS (NSW) (27th)</b>					
2	31.477	31.090	27.707	1:30.274	146	1	59.270	33.020	<b>29.042</b>	2:01.332	
3	30.271	30.921	27.284	1:28.476	155	2	32.771	<b>32.641</b>	29.258	<b>1:34.670</b>	143
4	29.722	30.198	26.994	1:26.914	155	3	<b>32.402</b>	34.076	29.691	1:36.169	143
5	30.244	30.172	26.938	1:27.354	154	<b>110 Zak PETTENDY (NSW) (22th)</b>					
6	29.961	30.125	26.903	1:26.989	152	1	38.583	32.129	29.750	1:40.462	
7	29.731	30.100	26.886	1:26.717	153	2	31.287	31.441	29.138	1:31.866	144
8	29.824	30.252	26.914	1:26.990	152	3	31.292	31.325	28.179	1:30.796	150
9	29.517	30.305	26.866	1:26.688	152	4	32.426	32.969	1:10.193	2:15.588 P	148
10	<b>29.486</b>	<b>30.070</b>	26.638	<b>1:26.194</b>	152	5	1:07.862	31.827	28.076	2:07.765	
11	29.923	30.258	<b>26.547</b>	1:26.728	156	6	30.891	32.129	29.033	1:32.053	151
12	32.091	30.723	1:38.114	2:40.928 P	151	7	31.466	31.138	27.911	1:30.515	151
13	52.391	34.379	28.124	1:54.894		8	<b>30.621</b>	<b>30.752</b>	28.559	<b>1:29.932</b>	151
14				2:12.508 P		9	31.374	31.300	27.914	1:30.588	148
<b>74 Jacob ROULSTONE (NSW) (12th)</b>						10	30.949	31.565	<b>27.901</b>	1:30.415	148
1	34.059	30.392	27.222	1:31.673		11	33.652	32.046	3:42.343	4:48.041 P	146
2	29.992	30.212	27.187	1:27.391	154	<b>121 Reece OUGHTRED (VIC) (19th)</b>					
3	29.714	30.536	<b>26.679</b>	1:26.929	152	1	35.081	31.351	29.033	1:35.465	
4	29.594	29.985	26.794	<b>1:26.373</b>	157	2	31.404	31.527	28.594	1:31.525	152
5	29.593	30.541	26.905	1:27.039	154	3	30.898	31.393	28.183	1:30.474	152
6	29.573	<b>29.961</b>	27.308	1:26.842	154	4	31.028	31.177	28.279	1:30.484	155
7	29.779	29.975	27.190	1:26.944	153						
8	29.741	30.004	26.808	1:26.553	152						

*Scott Lang*  
 Chief Timekeeper - Scott Lang

*Tom Williams*  
 Clerk of Course - Tom Williams



2019



ASBK.COM.AU f t i y

**Round 4 : Morgan Park Raceway : July 5 - 7**

**YMF R3 CUP**

**Practice 3**

Date: 05/07/19  
 Event: P15  
 Weather: Cloudy & windy - Temp: 15.8C  
 Track: Dry - Temp: 20.7C

Started at: 15:23:38  
 Laps: 20 Min  
 Starters: 28  
 Printed at: 15:51

**SPLIT TIMES**

Lap	Split 1	Split 2	Split 3	Lap Time	Spd	Lap	Split 1	Split 2	Split 3	Lap Time	Spd
5	30.883	31.189	27.843	1:29.915	156	5	28.962	29.692	26.161	1:24.815	155
6	<b>30.567</b>	<b>30.764</b>	<b>27.717</b>	<b>1:29.048</b>	154	6	28.970	29.738	26.228	1:24.936	154
7	30.706	31.849	28.893	1:31.448	155	7	<b>28.772</b>	<b>29.473</b>	<b>26.031</b>	<b>1:24.276</b>	154
8	30.793	31.142	28.146	1:30.081	150	8	28.914	29.560	26.299	1:24.773	155
9	31.310	32.003	49.449	1:52.762 P	152	9	30.154	29.688	26.294	1:26.136	156
<b>151 Locky TAYLOR (QLD) (1st)</b>						10	30.452	30.269	26.079	1:26.800	154
1	41.847	30.911	27.259	1:40.017		11	28.887	29.479	26.135	1:24.501	154
2	30.070	30.107	26.871	1:27.048	155	12	30.706	32.814	2:15.474	3:18.994 P	153
3	29.375	29.890	26.529	1:25.794	153	<b>444 Ryan MOSCARDINI (QLD) (23th)</b>					
4	28.921	29.906	27.076	1:25.903	152	1	43.652	33.148	29.103	1:45.903	
5	30.495	29.893	26.700	1:27.088	141	2	37.849	32.349	30.029	1:40.227	150
6	29.088	29.583	26.323	1:24.994	151	3	31.503	31.507	28.841	1:31.851	140
7	<b>28.631</b>	<b>29.427</b>	<b>26.178</b>	<b>1:24.236</b>	155	4	31.302	31.435	29.519	1:32.256	146
8	32.262	38.903	1:48.164	2:59.329 P	155	5	32.580	32.484	29.246	1:34.310	144
9	1:10.142	33.228	27.192	2:10.562		6	30.994	31.381	28.412	1:30.787	149
10	30.454	33.779	26.894	1:31.127	153	7	31.273	<b>31.361</b>	28.240	1:30.874	147
11	32.171	39.125	2:42.020	3:53.316 P	149	8	30.774	<u>31.409</u>	28.188	1:30.371	146
<b>292 Ryan SMITH (NSW) (18th)</b>						9	31.311	31.430	27.991	1:30.732	145
1	37.650	32.199	28.256	1:38.105		10	<b>30.759</b>	31.498	<b>27.953</b>	<b>1:30.210</b>	148
2	31.247	30.949	27.441	1:29.637	154	11	34.186	32.597	1:41.776	2:48.559 P	145
3	30.982	30.918	27.969	1:29.869	153	<b>864 Tristan ADAMSON (QLD) (16th)</b>					
4	31.037	31.044	28.043	1:30.124	153	1	55.986	31.519	28.357	1:55.862	
5	30.653	31.082	27.753	1:29.488	150	2	31.114	31.084	27.903	1:30.101	151
6	<b>30.386</b>	<b>30.562</b>	27.705	<b>1:28.653</b>	151	3	30.833	30.784	27.593	1:29.210	150
7	30.878	34.467	29.732	1:35.077	150	4	31.705	30.757	<b>27.069</b>	1:29.531	153
8	31.630	32.579	<b>27.281</b>	1:31.490	143	5	30.577	30.696	27.539	1:28.812	152
9	30.534	30.803	27.910	1:29.247	151	6	30.584	30.989	27.468	1:29.041	151
10	30.502	31.358	27.607	1:29.467	151	7	30.408	30.529	27.585	1:28.522	151
11	30.560	30.883	27.405	1:28.848	150	8	30.243	30.657	27.360	<b>1:28.260</b>	150
12	30.774	30.758	27.669	1:29.201	147	9	46.899	32.023	27.952	1:46.874	151
13	30.883	31.546	1:58.047	3:00.476 P	147	10	30.665	31.583	27.501	1:29.749	150
<b>308 John LYTRAS (QLD) (2nd)</b>						11	30.619	<b>30.509</b>	27.478	1:28.606	150
1	32.514	30.048	26.372	1:28.934		12	<b>30.169</b>	30.778	27.395	1:28.342	149
2	29.130	29.761	26.319	1:25.210	153	13	30.769	30.632	27.273	1:28.674	151
3	29.196	29.742	26.114	1:25.052	152	14				3:16.610 P	
4	29.031	29.701	26.085	1:24.817	153						

*Scott Lang*  
 Chief Timekeeper - Scott Lang

*Tom Williams*  
 Clerk of Course - Tom Williams





2019



ASBK.COM.AU f t i y

# Round 4 : Morgan Park Raceway : July 5 - 7

## YMF R3 CUP

### Practice 3

Date: 05/07/19  
Event: P15  
Weather: Cloudy & windy - Temp: 15.8C  
Track: Dry - Temp: 20.7C

Started at: 15:23:38  
Laps: 20 Min  
Starters: 28  
Printed at: 15:51

### FASTEST LAPS SEQUENCE

Race Time	No	Name	Machine	Fastest Lap	On Lap
2:54.144	308	John LYTRAS (QLD)	Yamaha YZF-R3	1:25.210	1
4:19.196	308	John LYTRAS (QLD)	Yamaha YZF-R3	1:25.052	2
5:44.013	308	John LYTRAS (QLD)	Yamaha YZF-R3	1:24.817	3
7:08.828	308	John LYTRAS (QLD)	Yamaha YZF-R3	1:24.815	4
9:58.040	308	John LYTRAS (QLD)	Yamaha YZF-R3	1:24.276	6
10:15.080	151	Locky TAYLOR (QLD)	Yamaha YZF-R3	1:24.236	6

*Scott Lang*  
Chief Timekeeper - Scott Lang

*Tom Williams*  
Clerk of Course - Tom Williams



2019



ASBK.COM.AU f t i y

**Round 4 : Morgan Park Raceway : July 5 - 7**

**YMF R3 CUP**

**Practice 3**

Date: 05/07/19  
 Event: P15  
 Weather: Cloudy & windy - Temp: 15.8C  
 Track: Dry - Temp: 20.7C

Started at: 15:23:38  
 Laps: 20 Min  
 Starters: 28  
 Printed at: 15:51

**BEST PARTIAL TIMES**

Pos	Split 1		Split 2		Split 3		LAP		Ideal	Fastest
	Name	Time	Name	Time	Name	Time	Name	Time		
1	L. TAYLOR	28.631	L. TAYLOR	29.427	B. DEMMERY	25.839	L. TAYLOR	1:24.236	1:24.236	
2	J. LYTRAS	28.772	J. LYTRAS	29.473	K. O'CONNELL	25.950	J. LYTRAS	1:24.276	1:24.276	
3	H. VOIGHT	28.866	M. STAUFFER	29.537	J. LYTRAS	26.031	B. DEMMERY	1:24.396	1:24.568	
4	H. KHOURI	28.880	L. JHONSTON	29.640	H. KHOURI	26.036	H. KHOURI	1:24.610	1:24.825	
5	B. DEMMERY	28.895	H. FORD	29.657	H. FORD	26.147	M. STAUFFER	1:24.884	1:25.235	
6	M. STAUFFER	29.074	B. DEMMERY	29.662	L. TAYLOR	26.178	H. VOIGHT	1:24.941	1:25.042	
7	H. FORD	29.164	H. KHOURI	29.694	M. STAUFFER	26.273	H. FORD	1:24.968	1:25.258	
8	L. JHONSTON	29.190	H. VOIGHT	29.731	H. VOIGHT	26.344	L. JHONSTON	1:25.180	1:25.634	
9	K. O'CONNELL	29.292	Z. LEVY	29.754	L. JHONSTON	26.350	K. O'CONNEL	1:25.364	1:25.491	
10	B. BAKER	29.486	J. ROULSTONE	29.961	T. HALL	26.483	Z. LEVY	1:25.742	1:25.769	
11	J. ROULSTONE	29.487	B. BAKER	30.070	Z. LEVY	26.488	B. BAKER	1:26.103	1:26.194	
12	Z. LEVY	29.500	K. O'CONNELL	30.122	B. BAKER	26.547	J. ROULSTON	1:26.127	1:26.373	
13	T. HALL	29.529	T. HALL	30.187	J. ROULSTONE	26.679	T. HALL	1:26.199	1:26.500	
14	Z. BUNTING	29.536	M. KUHNE	30.289	Z. BUNTING	26.717	Z. BUNTING	1:26.587	1:27.085	
15	M. KUHNE	29.705	Z. BUNTING	30.334	M. KUHNE	26.847	M. KUHNE	1:26.841	1:27.099	
16	J. BLENKIN	30.011	T. ADAMSON	30.509	T. ADAMSON	27.069	T. ADAMSON	1:27.747	1:28.260	
17	T. ADAMSON	30.169	R. SMITH	30.562	J. BLENKIN	27.216	J. BLENKIN	1:27.811	1:28.379	
18	R. SMITH	30.386	J. BLENKIN	30.584	R. SMITH	27.281	R. SMITH	1:28.229	1:28.653	
19	R. OUGHTRED	30.567	Z. PETTENDY	30.752	J. HALL	27.712	R. OUGHTRE	1:29.048	1:29.048	
20	Z. PETTENDY	30.621	R. OUGHTRED	30.764	R. OUGHTRED	27.717	Z. PETTENDY	1:29.274	1:29.932	
21	R. MOSCARDINI	30.759	J. HALL	30.957	Z. PETTENDY	27.901	J. HALL	1:29.478	1:29.575	
22	S. KAPILAWI-JAME	30.772	S. KAPILAWI-JAME	30.979	S. KAPILAWI-JAME	27.919	S. KAPILAWI-	1:29.670	1:29.839	
23	J. HALL	30.809	R. MOSCARDINI	31.361	R. MOSCARDINI	27.953	R. MOSCARDI	1:30.073	1:30.210	
24	H. DIPLOCK	31.600	H. DIPLOCK	31.491	S. FAIRBROTHER	28.443	H. DIPLOCK	1:31.725	1:32.080	
25	S. FAIRBROTHER	31.680	J. CZMOK	31.795	H. DIPLOCK	28.634	S. FAIRBROT	1:31.970	1:32.689	
26	J. CZMOK	31.927	S. FAIRBROTHER	31.847	J. CZMOK	28.685	J. CZMOK	1:32.407	1:32.631	
27	J. ANDREWS	32.402	L. O'BRIEN	32.589	J. ANDREWS	29.258	J. ANDREWS	1:34.301	1:34.670	
28	L. O'BRIEN	32.959	J. ANDREWS	32.641	L. O'BRIEN	29.447	L. O'BRIEN	1:34.995	1:34.995	

*Scott Lang*  
 Chief Timekeeper - Scott Lang

*Tom Williams*  
 Clerk of Course - Tom Williams



2019



ASBK.COM.AU f t i y

## Round 4 : Morgan Park Raceway : July 5 - 7

### YMF R3 CUP


### Combined Practices

### MERGED CLASSIFICATION

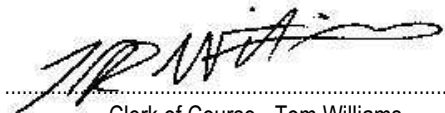
Date: 05/07/19

Printed at: 15:51

Pos	No	Name	Machine	Event P04	Event P10	Event P15	Fastest Lap
1	151	Locky TAYLOR (QLD) / Yamaha Aust. / YRD / Shark Leathers / RideDynamics / X-lite Helmets / LKI	Yamaha YZF-R3	1:31.369	1:25.585	1:24.236	1:24.236
2	308	John LYTRAS (QLD) / Caboolture Yamaha / Jekyll + Hyde / Sport Savvy Aust. / South Sydney Comm.	Yamaha YZF-R3	1:27.746	1:24.829	1:24.276	1:24.276
3	11	Brandon DEMMERY (NSW) / Rustic Flooring / Sure Fire Security Group / Yamaha / YRD	Yamaha YZF-R3	1:28.805	1:25.837	1:24.568	1:24.568
4	43	Harry KHOURI (NSW) / Excite M-sports / Shark Leathers / Motonational Access. / NSW Helicopters	Yamaha YZF-R3	1:29.649	1:25.450	1:24.825	1:24.825
5	20	Hunter FORD (NSW) / Yamaha / YRD / Held Aus / Schubert Aus / SpeedAngle Aust. / Sportcycles	Yamaha YZF-R3	1:35.529	1:25.035	1:25.258	1:25.035
6	29	Harrison VOIGHT (QLD) / Voight Contracting / Waltec Motorsport	Yamaha YZF-R3	1:29.899	1:25.520	1:25.042	1:25.042
7	27	Max STAUFFER (NSW) / YRD / Yamaha / Chris Watson M-cycles / QEA / Shark Leathers / Rock Oil	Yamaha YZF-R3	2:04.709	1:26.001	1:25.235	1:25.235
8	42	Kyle O'CONNELL (QLD) / Rustic Flooring / Sure Fire Security Group / YRD / Yamaha	Yamaha YZF-R3	3:09.864	1:25.972	1:25.491	1:25.491
9	25	Luke JHONSTON (NSW) / Motul / Davis Bikeworx / Benweld / Moto Garage	Yamaha YZF-R3	1:30.565	1:26.601	1:25.634	1:25.634
10	87	Zac LEVY (QLD) / Puma RV's / YRD / Hannay Lawyers / Race Art Australia / Bean Industries	Yamaha YZF-R3		1:28.093	1:25.769	1:25.769
11	72	Ben BAKER (NSW) / Jekyll & Hyde	Yamaha YZF-R3		1:26.314	1:26.194	1:26.194
12	74	Jacob ROULSTONE (NSW) / SSS Motorcycles / Held Australia / Schuberth Helmets / MotoCity W'gong	Yamaha YZF-R3	1:30.315	1:27.518	1:26.373	1:26.373
13	31	Travis HALL (QLD) / Stitch Smith / Ricondi / Cooloola Panel & Paint / XXX Rated Suspension	Yamaha YZF-R3		1:27.396	1:26.500	1:26.500
14	47	Zylas BUNTING (NSW) / Shark Leathers / Barnetts Bakery / Link International / Redpoint Cols M-cycles	Yamaha YZF-R3	1:32.413	1:28.683	1:27.085	1:27.085
15	58	Mitch KUHNE (QLD) / Shark Leathers / Phresh Ink / Nolan Helmets / Liqui Moly / Moto Products	Yamaha YZF-R3	1:30.636	1:28.823	1:27.099	1:27.099
16	292	Ryan SMITH (NSW) / DK Heavy Plant Services / Elite Air & Electrical / Port Tune Performance	Yamaha YZF-R3	1:33.707	1:27.920	1:28.653	1:27.920
17	864	Tristan ADAMSON (QLD) / SSS / Toprider / Frigo Adamson Legal Group / Stor-it-Ballarat / Vissla	Yamaha YZF-R3	1:32.778	1:28.068	1:28.260	1:28.068
18	12	John BLENKIN (NSW)	Yamaha YZF-R3	1:34.179	1:29.826	1:28.379	1:28.379
19	121	Reece OUGHTRED (VIC) / Carl Cox M-sport / De Menna Cranes / Chandler	Yamaha YZF-R3	1:35.649	1:31.387	1:29.048	1:29.048
20	23	Josh HALL (QLD) / Stichsmith / Ricondi / Cooloola Panel & Paint / XXX Rated Susp. / M-cycles 'R Us	Yamaha YZF-R3		1:29.675	1:29.575	1:29.575



Chief Timekeeper - Scott Lang



Clerk of Course - Tom Williams



[www.computime.com.au](http://www.computime.com.au)

COMPUTIME RACE TIMING SYSTEMS PTY LTD



2019



ASBK.COM.AU f t i y

## Round 4 : Morgan Park Raceway : July 5 - 7

### YMF R3 CUP Combined Practices

#### MERGED CLASSIFICATION

Date: 05/07/19

Printed at: 15:51

Pos	No	Name	Machine	Event P04	Event P10	Event P15	Fastest Lap
21	355	Laura BROWN (NSW) / WNR / GBRacing / Obvious Signs / Motul / Link / Venhill	Yamaha YZF-R3	1:43.089	1:29.700		1:29.700
22	30	Stephany KAPILAWI-JAMES (QLD) / Northstar Yamaha / Big Knobs Crash Slider / HJC / Sidi	Yamaha YZF-R3	1:35.205	1:30.852	1:29.839	1:29.839
23	110	Zak PETTENDY (NSW) / Bikesales.com.au	Yamaha YZF-R3	1:36.012	1:30.724	1:29.932	1:29.932
24	444	Ryan MOSCARDINI (QLD) / NQ Flooring / Fast Bike Tyres / Forma Boots / Suncity Yamaha / DM Welding	Yamaha YZF-R3	1:36.687	1:30.626	1:30.210	1:30.210
25	14	Sarah FAIRBROTHER (QLD) / The Motorcycle Sportsmen of Qld	Yamaha YZF-R3	1:34.012	1:30.883	1:32.689	1:30.883
26	17	Hunter DIPLOCK (NSW) / Maitland Motorcycles / Diplock Racing	Yamaha YZF-R3	1:38.614	1:34.507	1:32.080	1:32.080
27	40	Jeremy CZMOK (VIC) / Dindins Pet Food	Yamaha YZF-R3	1:40.357	1:32.780	1:32.631	1:32.631
28	91	Josh ANDREWS (NSW)	Yamaha YZF-R3	1:43.813	1:35.565	1:34.670	1:34.670
29	46	Lachlan O'BRIEN (NT) / Territory 3 Racing / Airoh Helmets / TERRA / Motorsports NT	Yamaha YZF-R3	1:49.424	1:38.352	1:34.995	1:34.995


 Scott Lang  
 Chief Timekeeper - Scott Lang

 Tom Williams  
 Clerk of Course - Tom Williams


www.computime.com.au  
 COMPUTIME RACE TIMING SYSTEMS PTY LTD

2019



ASBK.COM.AU f t i y

# Round 4 : Morgan Park Raceway : July 5 - 7

## YMF R3 CUP

### Practice 3

Date: 05/07/19  
Event: P15  
Weather: Cloudy & windy - Temp: 15.8C  
Track: Dry - Temp: 20.7C

Started at: 15:23:38  
Laps: 20 Min  
Starters: 28  
Printed at: 15:51

### RACE INFORMATION

Time	Description
15:23:38	Event Start
15:30:55	Rider 91 (Josh ANDREWS) STOPPED TURN 10 - MECHANICAL
15:43:39	Chequered Flag
15:48:41	Event Finish

*Scott Lang*  
Chief Timekeeper - Scott Lang

*Tom Williams*  
Clerk of Course - Tom Williams

